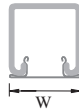
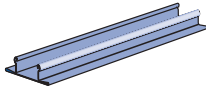


P1184

CLOSURE STRIP

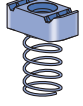




Standard length 10 Ft.

Material: Stainless steel type 304.

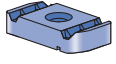
| Part Number | Use With Channel | "W" In (mm) | Wt/100 Ft Lbs (kg/m) |
|-------------|------------------|-------------|----------------------|
| P1184 SS | P1000 | | |
| | P1100 | 1% | 27 |
| | P3300 | 41.3 | 40.2 |
| | P4000 | | |

CHANNEL NUT WITH SPRING – USE WITH 1¼" CHANNEL

|  | Part number | Nut Size Thread | Wt/100 pcs Lbs (kg) | Use With |
|---|-------------|-----------------|---------------------|--------------|
| | A1006-1420 | ¼" -20 | 6 (2.7) | A1000 |
|  | A1008 | ¾" -16 | 6 (2.7) | |
|  | Part number | Nut Size Thread | Wt/100 pcs Lbs (kg) | Use With |
| | A4008 | ¾" -16 | 5 (2.3) | A3300, A4000 |

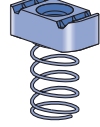
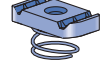
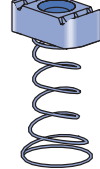
All Springs are Pre-Galvanized

CHANNEL NUT WITHOUT SPRINGS – USE WITH 1½" CHANNEL

|  | Part number | Nut Size Thread | Wt/100 pcs Lbs (kg) | Use With 1½" Channel |
|---|---------------|-----------------|---------------------|----------------------------|
| | P3006-1420 SS | ¼" 20 | 7 (3.2) | Any Channel |
| | P3008 SS | ¾" 16 | 10 (4.5) | |
| | P3010 SS | ½" 13 | 12 (5.4) | P1000, P1100, P2000, P3000 |

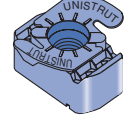
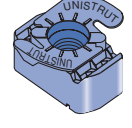
* Domestic stainless steel nuts are available. To designate a domestic part, insert a "U" as the sixth character in the part number. Ex: P3008U SS or P3010U SS

CHANNEL NUT WITH SPRING – USE WITH 1½" CHANNEL

|  | Part number | Nut Size Thread | Wt/100 pcs Lbs (kg) | Use With 1½" Channel |
|---|-------------|-----------------|---------------------|-----------------------------------|
| | P1006-1420* | ¼" 20 | 7 (3.2) | P1000, P1100, P2000, P3000, P4400 |
| | P1008* | ¾" 16 | 10 (4.5) | |
| | P1010* | ½" 13 | 12 (5.4) | |
|  | Part number | Nut Size Thread | Wt/100 pcs Lbs (kg) | Use With 1½" Channel |
| | P4006-1420* | ¼" 20 | 7 (3.2) | P3300, P4000, P4100, P4520 |
| | P4008* | ¾" 16 | 9 (4.1) | |
| | P4010* | ½" 13 | 9 (4.1) | |
|  | Part number | Nut Size Thread | Wt/100 pcs Lbs (kg) | Use With 1½" Channel |
| | P5506-1420* | ¼" 20 | 7 (3.2) | P5000, P5500 |
| | P5508* | ¾" 16 | 10 (4.5) | |
| | P5510* | ½" 13 | 10 (4.5) | |

* Domestic stainless steel nuts are available. To designate a domestic part, insert a "U" as the sixth character in the part number. Ex: P4006U 1420 SS or P1008U SS.

TOP SPRING CHANNEL NUTS – USE WITH 1½" CHANNEL

|  | Part number | Nut Size Thread | Wt/100 pcs Lbs (kg) | Use With 1½" Channel |
|---|----------------|-----------------|---------------------|--|
| | P4008UT SS* | ¾" 16 | 12 (5.4) | P3300, P4000, P4100, P4400, P4520 |
| | P1006TU1420SS* | ¼" -20 | 7 (3.2) | Any Channel |
| | P1008TU SS* | ¾" -16 | 10 (4.5) | |
|  | P1010TU SS* | ½" -13 | 12 (5.4) | Any Channel Except P3300, P4000, P4400, P4520, P4100 |

Top Spring stainless steel channel nuts are domestic

Note

Most fittings, as shown in this catalog are available in stainless steel or aluminum. It is recommended that stainless steel channel nuts be used with aluminum channels.

1¼" System

13/16" System

Fiberglass System

Special Metals

PrimeAngle

Metal Grating

Roofwalk

Index